



District Report Card: 2017


State: Odisha	District: Kendrapara
Class: 5	Subject: Language
Schools: 61	Students: 922


Participation/Coverage


Students

<div>GENDER</div> <div></div>	Boys		Girls	
	Number	%	Number	%
	455	49.35	467	50.65

<div>AREA</div> <div></div>	Rural		Urban	
	Number	%	Number	%
	886	96.10	36	3.90

<div>CATEGORY</div> <div></div>	SC		ST		OBC		GEN	
	Number	%	Number	%	Number	%	Number	%
	276	29.93	42	4.56	493	53.47	111	12.04

<div>CWSN</div> <div></div>	LD	VI	HI	S&LD	ID	Oth
	2	3	1	3	4	3

<div>Management</div> <div></div>	Government		Government-aided	
	Number	%	Number	%
	904	98.05	18	1.95

Average Performance of Students in Language (%)

Overall	Gender		Area		Management		Social Group			
	Male	Female	Rural	Urban	Govt.	Aided	SC	ST	OBC	GEN
48.45	46.43	50.42	48.86	38.33	48.94	24.07	45.99	40.79	51.68	43.12

Performance on Learning Outcomes (LOs)

Learning Outcomes	Description	Average Performance(%)
L504	Reads and comprehends independently storybooks, news items/ headlines, advertisements etc.	44.36
L508	Reads text with comprehension, locates details and sequence of events	50.50

Range of Performance of Students who Answered Correctly							
Below 30%		30% - 50%		50% - 75%		Above 75%	
Number	%	Number	%	Number	%	Number	%
195	21.15	261	28.31	370	40.13	96	10.41

Lowest Performing Learning Outcomes (LOs)

- 1 - Reads and comprehends independently storybooks, news items/ headlines, advertisements etc. (44.36)
- 2 - Reads text with comprehension, locates details and sequence of events (50.50)